



Development and Prospects of Bioenergy for Heat Production in Ukraine

Georgiy Geletukha, PhD

**Head of the Board, Bioenergy Association of Ukraine
(UABio)**

We are greening the energy!

UABio Members



Scientific-Engineering Centre
"Biomass"



LLC «Salix Energy»



NGO "Renewable Energy Agency"



LLC "Kolbe Power Group"



LLC "Volyn Kalvis»



LLC "Kotloturboprom"



LLC "ENERSTENA Ukraine"



Foreign Enterprise "Agro-Wild
Ukraine"



Private Enterprise «Kramar»



LLC «ACCORD-LTD»



LLC "Teplodar PV"



LLC "Boiler factory "Kriger"



LLC «Kyiv Green Energy»



Ukrainian heat generating company
"Ukrteplo"



LLC "Smilaenergopromtrans"



DP «Siemens Ukraine»



LLC "Metropoliya Science and
Technology Company"



LLC "Engineering Centre
"EkoEnergoProekt"

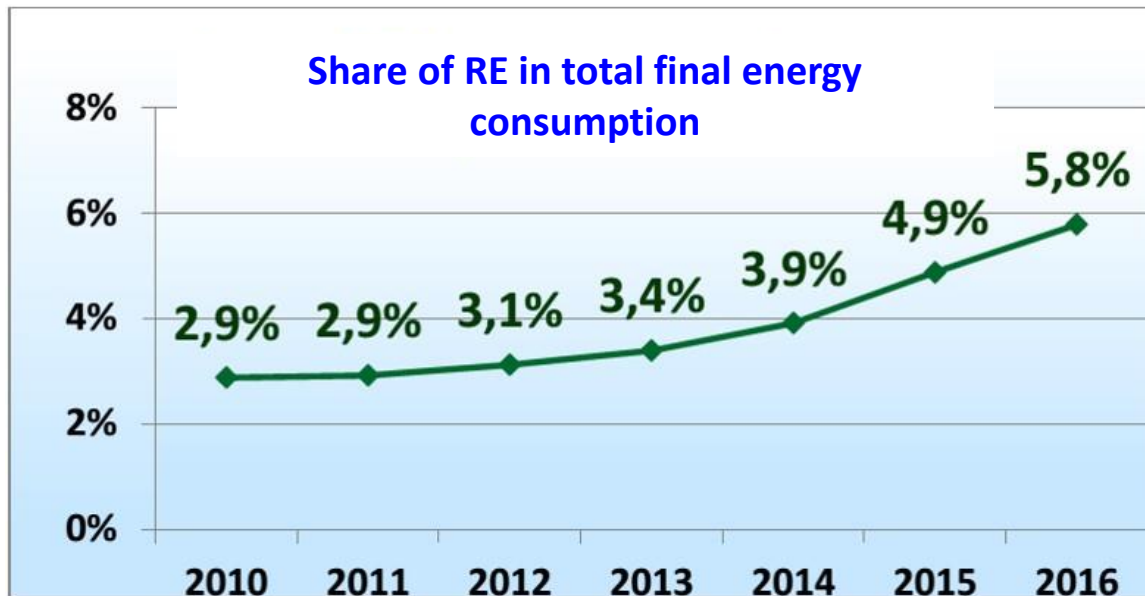
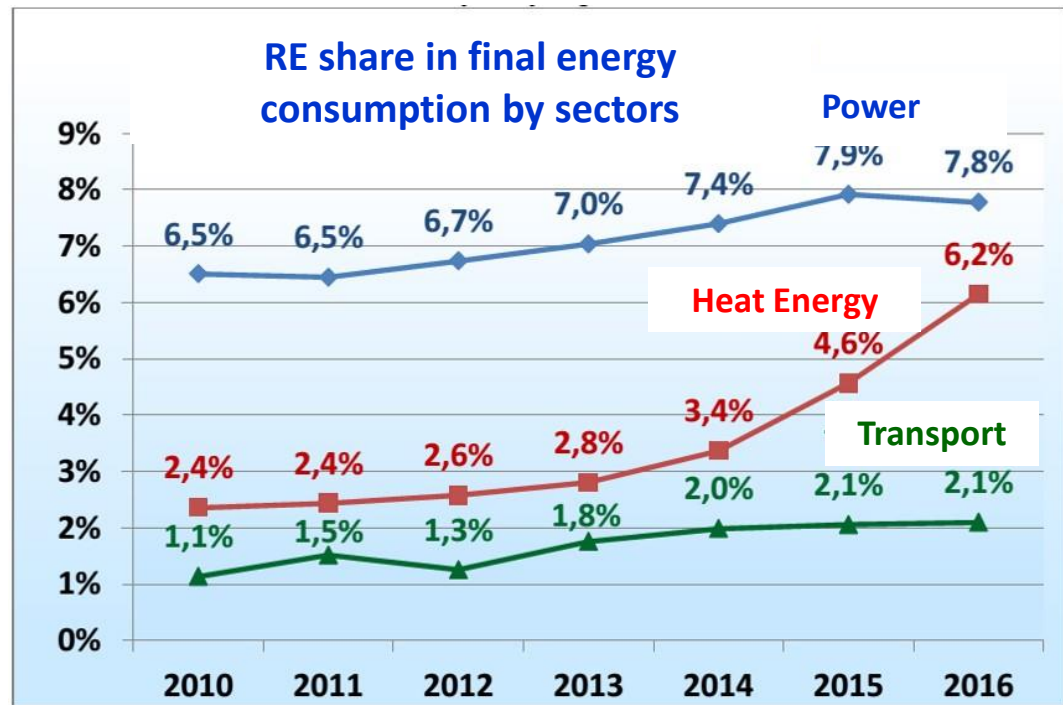


Institute of Engineering
Thermophysics of NAS of Ukraine

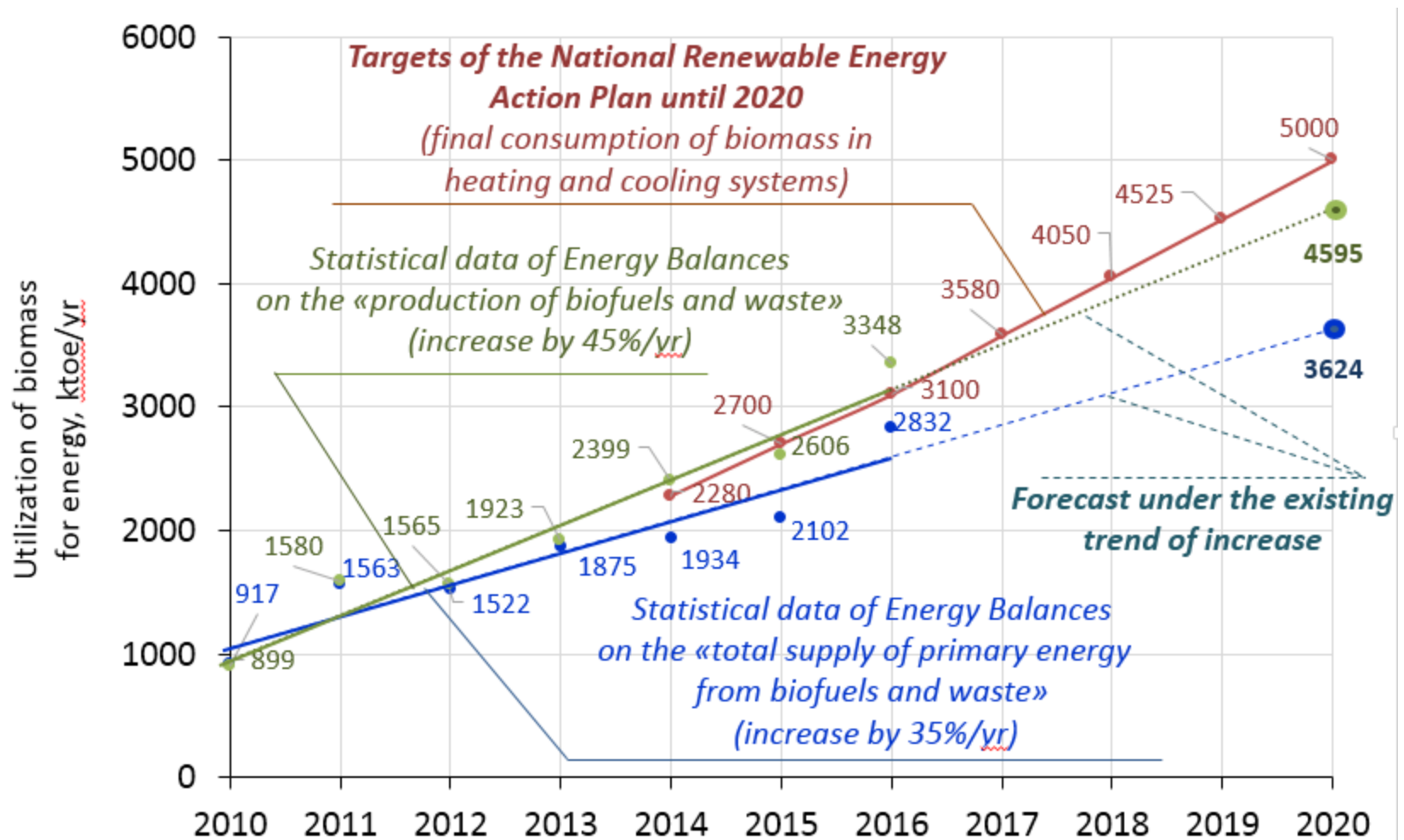
ЕНЕРГО-ПРОМИСЛОВА ГРУПА «ЮГЕНЕРГОПРОМТРАНС»

Physical persons: Maraykin R., Petrov Ya., Ilchuk M., Bereznytska M., Epshtein Yu., Galchynska Yu., Teush S., Gres O., Stupak S., Romanyuk O., Kotsar O., Moroz O.

Production of Renewable Energy in Ukraine according official Energy Balances (2010-2016).



Trends of bioenergy development in Ukraine



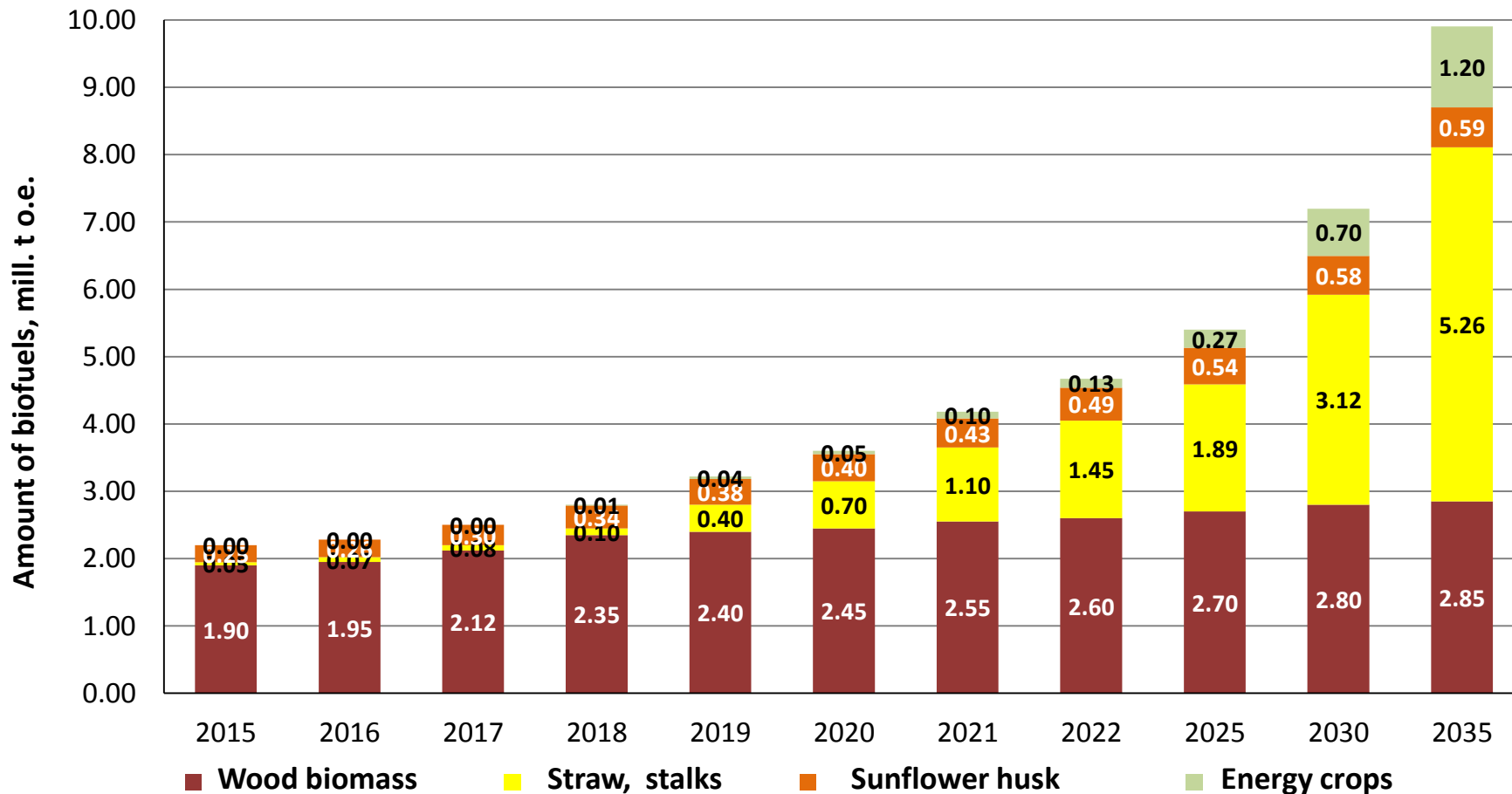
Energy Balance of Ukraine for 2016:

- Share of biofuels in the final energy consumption – 3.3%
- Share of biofuels in the structure of RES production – 81%

Structure of Total Primary Energy Supply According New Energy Strategy of Ukraine till 2035

Type of energy source	2015 (fact)	2020 (forecast)	2025 (forecast)	2030 (forecast)	2035 (forecast)
Coal	27,3	18	14	13	12
Natural Gas	26,1	24,3	27	28	29
Oil Products	10,5	9,5	8	7,5	7
Nuclear Energy	23	24	28	27	24
Biomass, Biofuels and Wastes	2,1	4	6	8	11
Solar and Wind Energy	0,1	1	2	5	10
Hydro Energy	0,5	1	1	1	1
Thermal energy	0,5	0,5	1	1,5	2
TOTAL, <u>mill t o.e.</u>	90,1	82,3	87	91	96

Total Amount and Structure of Solid Biofuels in Ukraine (90% from all biofuels and wastes)



Type of biomass	2015	2016	2017	2018	2019	2020	2021	2022	2025	2030	2035
Wood fuels	1,90	1,95	2,12	2,35	2,40	2,45	2,55	2,60	2,70	2,80	2,85
Straw, stalks	0,05	0,07	0,08	0,10	0,40	0,70	1,10	1,45	1,89	3,12	5,26
Sunflower husk	0,25	0,26	0,30	0,34	0,38	0,40	0,43	0,49	0,54	0,58	0,59
Energy crops	0,00	0,00	0,00	0,01	0,04	0,05	0,10	0,13	0,27	0,70	1,20
TOTAL, mill. t o.e.	2,20	2,28	2,50	2,80	3,22	3,60	4,18	4,67	5,40	7,20	9,90

Prospects of Renewable Heat Production in Ukraine

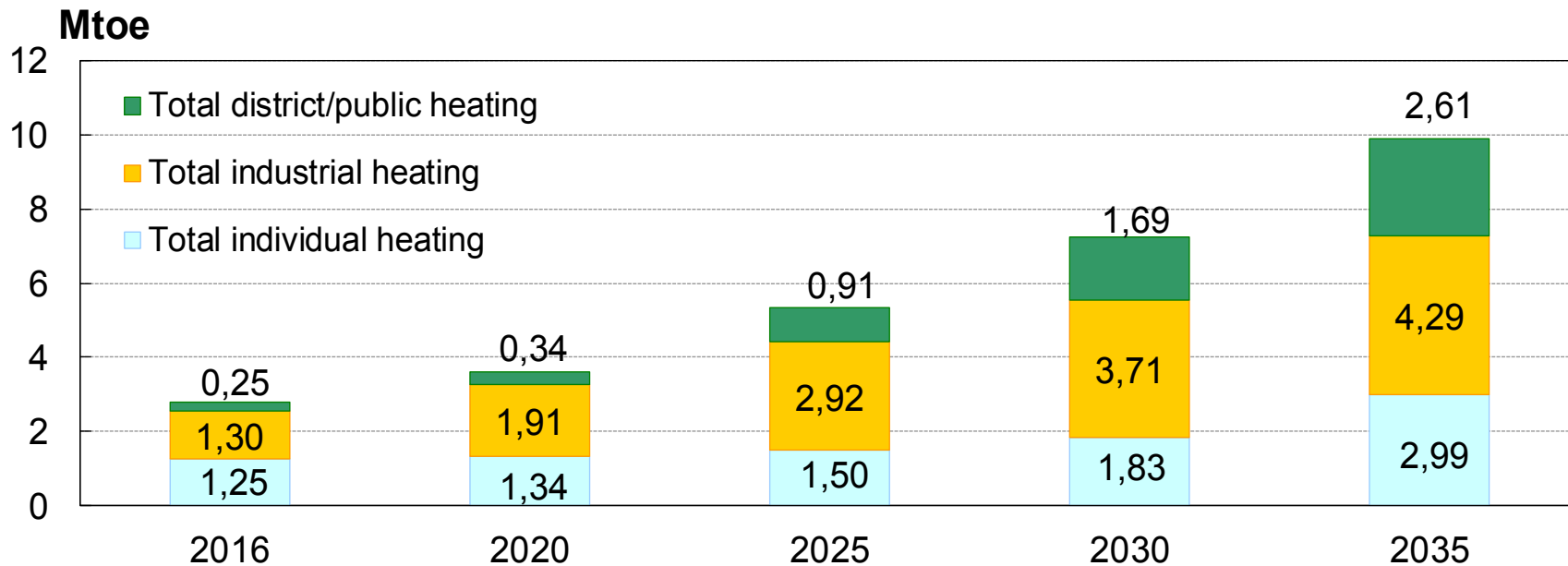
Year	MW, heat	MWe	Mtoe	NG replacement, billion m3	Share of RES	CO2 reduction, MtCO2/y	Total investments, million Euro	Total new jobs
2016	5000	45	2,8	3,5	6,2%	6,2	1 000	13 000
2020*	7 000	250	3,6	4,4	12%	8,6	1 800	22 000
2025	11 250	800	5,3	6,6	22%	12,9	3 800	42 000
2030	16 200	1260	7,2	8,9	30%	17,5	5 700	64 000
2035**	24 000	1780	9,9	12,2	40%	24,0	8 000	97 000

* according Renewable Energy Action Plan till 2020.

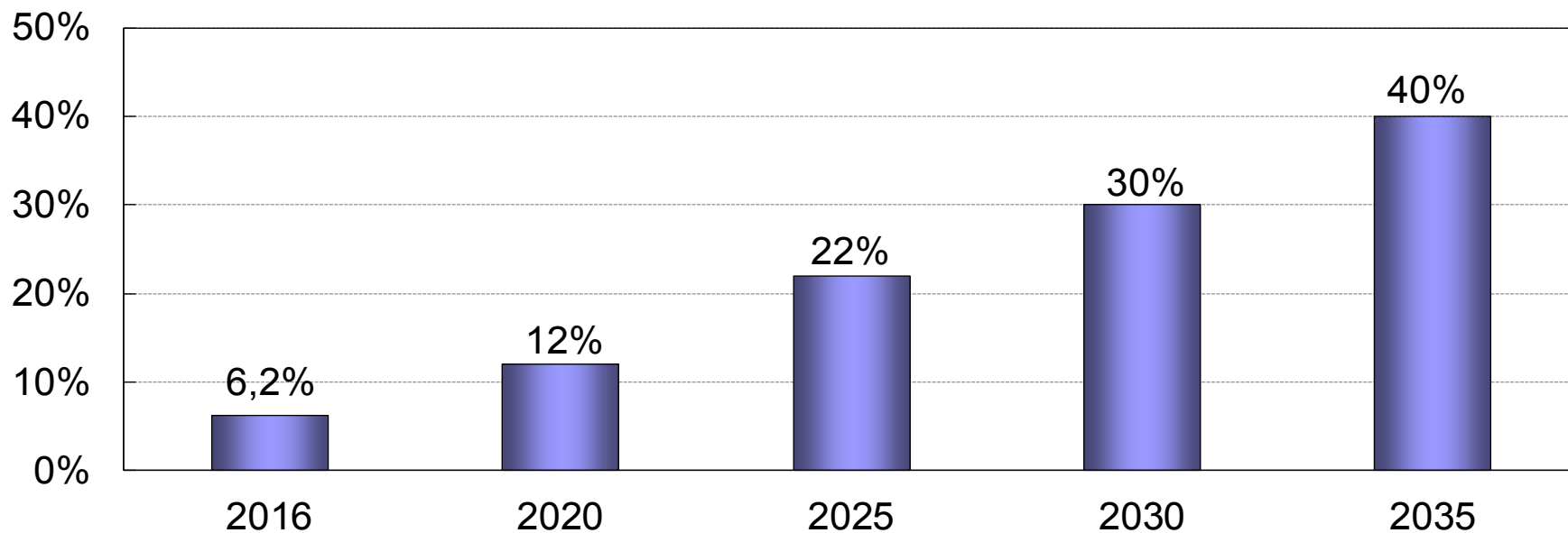
** according Energy Strategy of Ukraine till 2035.

Without the involvement of agro biomass usage in heating sector, it is impossible to reach the goals of the new Energy strategy of Ukraine till 2035 and to ensure the sustainable development of bioenergy after 2035.

Prospects of Renewable Heat Production in Ukraine (2)



RES share in heat production, %



Potential of biomass available for energy in Ukraine (2016)

Type of biomass	Theoretical potential, Mt	Potential available for energy	
		Share of theoretical potential, %	Mtoe
Straw of grain crops	36.1	30	3.70
Straw of rape	2.1	40	0.28
By-products of grain corn production (stalks, cobs)	36.5	40	2.79
By-products of sunflower production (stalks, heads)	25.9	40	1.48
Secondary agricultural residues (sunflower husk)	2.0	86	0.84
Wood biomass (firewood, felling residues, wood processing waste)	6.6	94	1.55
Wood biomass (dead wood, wood from shelterbelt forests, pruning)	8.8	44	1.03
Biodiesel (rapeseed)	-	-	0.16
Bioethanol (corn and sugar beet)	-	-	0.66
Biogas from waste and by-products of agricultural sector	1.6 bln m ³ CH ₄	50	0.68
Landfill gas	0.6 bln m ³ CH ₄	34	0.18
Sewage gas (industrial and municipal wastewater)	1.0 bln m ³ CH ₄	23	0.19
Energy crops:			
- willow, poplar, miscanthus (1 mln ha*)	11.5	100	4.88
- corn for biogas (1 mln ha*)	3.0 bln m ³ CH ₄	100	2.57
TOTAL	-	-	21.01

43%

35%

* In case of growing on 1 mln ha of unused agricultural land.

Feasibility study for biomass boiler and CHP plant running on wood chips / baled maize stalks in district heating

Indicator	Boiler plant, 10 MW	CHP plant (condensing turbine with steam extraction)**, 6 MW _e + 18 MW _{th}	TPP**, 6 MW _e
Price of wood chips/baled maize stalks with delivery, EUR/t without VAT	25	25	25
Fuel consumption, kt/year	14.1	80.9	61.8
Economic indicators:			
Gas saving in heat production, million m ³ /year	5.2	9.60	-
Total investment, million EUR	2.2	16.2	15.9
Implementation by own funds:			
IRR, %	28	23	13
Simple payback period, years (tariff for heat production: 950 UAH/Gcal without VAT *)	3.4	4.1	6.0
Implementation by own and credit funds: (credit is 60% of capital costs by 8% per annum for 8 years with deferred capital repayments for 1 year)			
IRR, %	25	20	10
Simple payback period, years	3.9	4.8	7.2

* Tariff rate is 0.9 of the natural gas heat tariff, it is assessed according to the Law of Ukraine N 1959-VIII of 21.03.2017 <http://zakon3.rada.gov.ua/laws/show/1959-19>

** "green tariff" (FIT) for power from biomass is 12,3 Eurocents/kW*h without VAT.

Feasibility study for biomass boiler and CHP plant running on straw bales in district heating

Indicator	Boiler plant, 10 MW	CHP plant (condensing turbine with steam extraction)**, 6 MW _e + 18 MW _{th}	TPP**, 6 MW _e
Price of straw bales with delivery, EUR/t without VAT	25	25	25
Fuel consumption, kt/year	13.5	77.1	59.6
Economic indicators:			
Gas saving in heat production, million m ³ /year	5.2	9.60	-
Total investment, million EUR	2.5	23.1	19.8
Implementation by own funds:			
IRR, %	25	15	9
Simple payback period , years (tariff for heat production: 950 UAH/Gcal without VAT *)	3.9	5.6	7.3
Implementation by own and credit funds: <i>(credit is 60% of capital costs by 8% per annum for 8 years with deferred capital repayments for 1 year)</i>			
IRR, %	22	12	6
Simple payback period , years	4.4	6.7	8.7

* Tariff rate is 0.9 of the natural gas heat tariff, it is assessed according to the Law of Ukraine N 1959-VIII of 21.03.2017 <http://zakon3.rada.gov.ua/laws/show/1959-19>

** "green tariff" (FIT) for power from biomass is 12,3 Eurocents/kW*h without VAT.

Main drivers and barriers for bioenergy for heat development

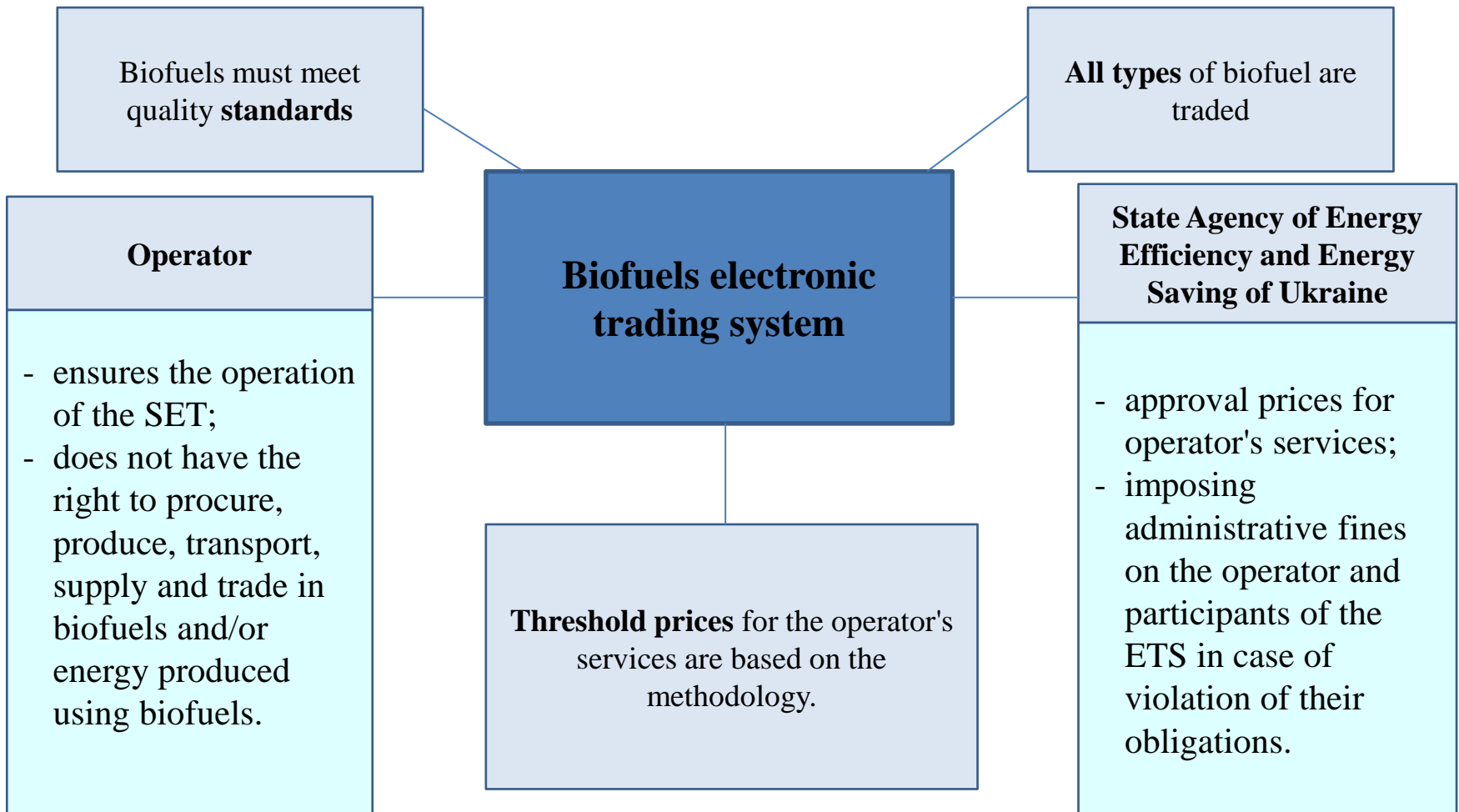
Drivers:

1. **Market prices** on natural gas for industry and public organizations. Considerable increase of natural gas prices for population and for DH companies heating population from May 2016 (but they are ~40% less than market prices yet).
2. **Improvement of tariff system** for heat energy from Alternative Energy Sources (AES incl. RE): transition from “self cost + 6%” model to new model from April 2016. Now tariff on heat energy from AES = tariff on heat energy from natural gas - 10%.
3. **Removing of discrimination** of heat producers from alternative energy due to existence of bank accounts with a special regime of use for payments for heat energy (from March 2018).
4. First step in **monetization of subsidies for population** (from January 2018).

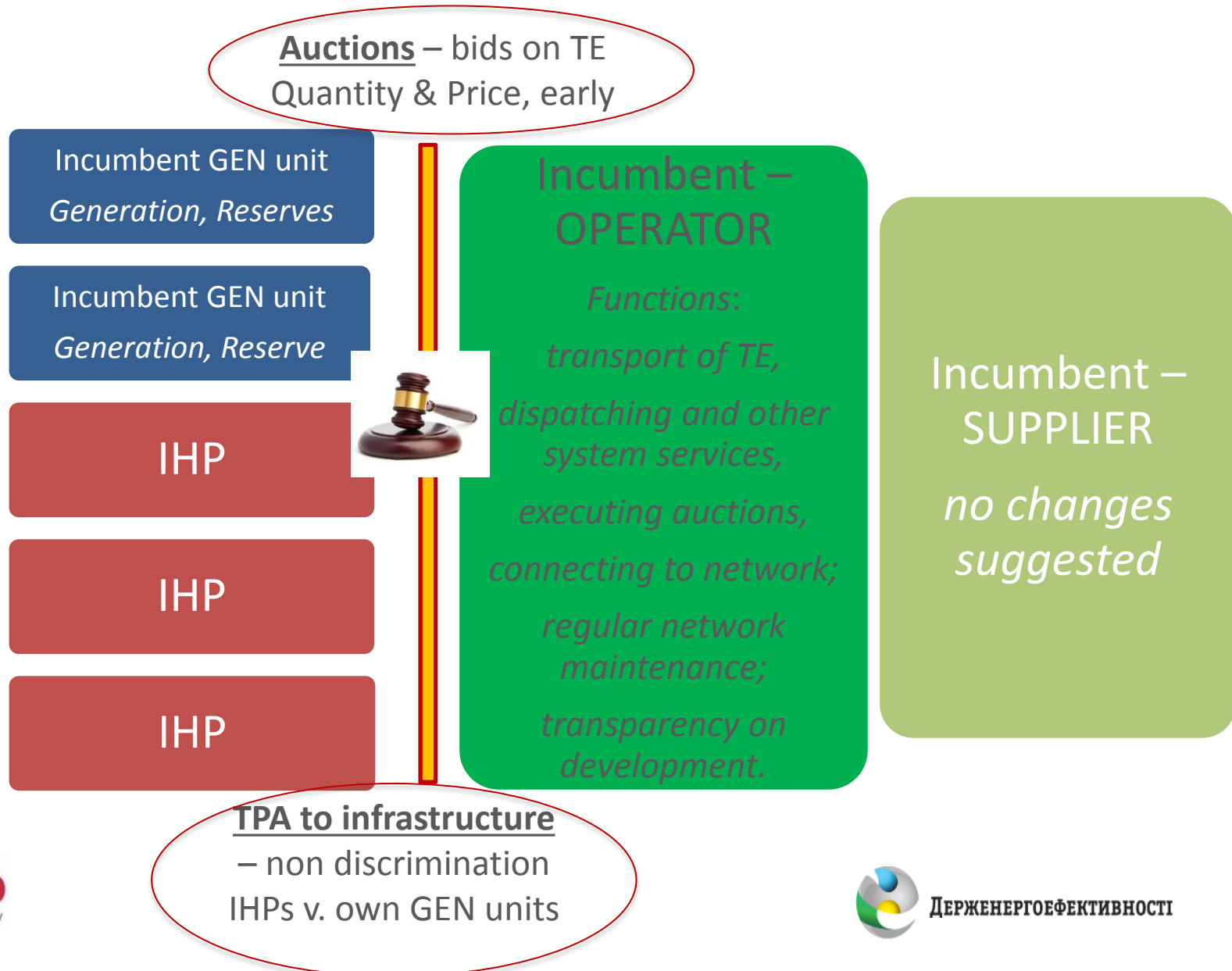
Barriers:

1. **Not market prices for natural gas for population** and for DH companies heating population (~40% less than market prices yet).
Their increase are possible from June 2018 (IMF's request to Ukraine for next credit).
2. **Lack of biofuel market development.**
Establishment of biofuel trading system is in progress – drafting of needed legislation (similar to Lithuanian Biofuel Exchange Baltpool).
3. **Imperfect model of DH supply** (monopoly position of DH companies, problems with third party access to heating networks). *Improvements are developed and under discussion – drafting of needed legislation.*

Biofuels Electronic Trading System Establishment in Ukraine



Suggested Improvements in Third Party Access (TPA) and Introduction of Competition in Heat Generation in DH.



Conclusions

- Bioenergy sector has replaced **3.5** billion m³/year of natural gas in Ukraine in 2016. About **5000** MW thermal on biomass is operated, including **2500** MW in private houses, **500** MW in public sector and DH, **2000** MW in industry.
- National RE Action Plan up to 2020, sets the target of **12%** for renewable heat production that is equal to gas replacement on **4.4** billion m³/year in 2020. New Energy Strategy target - **12.3** billion m³/year in 2035.
- This requires significant increase of biomass heat generating equipment: from **5000** MW th in 2015 to **7000** MW th in 2020 and to **24000** MW th in 2035.
- This requires significant increase of agricultural by-products and energy crops consumption. Capacity of boilers working on agricultural by-products and energy crops should be increased from about **500** MW th (**10%**) in 2015 up to **1400** MW th (**20%**) in 2020 and to **16800** MW th (**70%**) in 2035 .
- Art. 20 of Law “On Heat Supply” (in force from April 2016) establish **tariff on heat energy from AES = tariff on heat energy from natural gas - 10%**.
- **Market is open and projects are feasible** in the next sectors:
 - heat production from biomass for private buildings;
 - heat production from biomass for public, industrial and commercial consumers;
 - power production from biomass (CHP is more feasible option).
- It is expected establishment of **Biofuel Exchange** and improvement of **Third Party Access** to heat networks in 2019.

PROGRAMME

The two-day Conference programme includes:

- Panel discussion with the participation of representatives of government and business
- Plenary lectures and oral presentations
- Profile seminars

REGISTRATION FEES

Registration form is available on the Conference web-site.

The registration fee covers attendance, conference bag, invitation to coffee breaks, lunches, networking reception for one delegate and Conference Proceedings.

Registration fee: **350 EUR**
Early bird discount: **50 EUR** before
1 September 2018

SPONSORSHIP

Organizing committee will be very grateful for your sponsorship of the conference. The details are available on the conference web-site.


WORKING LANGUAGES

English, Ukrainian, Russian.
Simultaneous translation will be provided.

CONFERENCE VENUE

Great Conference Hall of the National Academy of Sciences of Ukraine, Kyiv, Volodymyrska street 55.

www.uabioconf.org



International Conference "BIOMASS FOR ENERGY 2018" September 25-26, 2018 Kyiv, Ukraine

SUPPORT

Ministry for Regional Development,
Construction, Housing and Communal
Services of Ukraine

Ministry of Energy and Coal Industry of
Ukraine

Ministry of Agrarian Policy and Food of
Ukraine

Ministry of Ecology and Natural Resources of
Ukraine

Committee of Verkhovna Rada of Ukraine for
Fuel and Energy, Nuclear Policy and Nuclear
Safety

AEBIOM
EUROPEAN BIOMASS ASSOCIATION



www.uabioconf.org



International Conference "BIOMASS FOR ENERGY 2018" September 25-26, 2018 Kyiv, Ukraine

ORGANIZERS



Deadline for receipt of abstracts:
1 August 2018

www.uabioconf.org

Thank you for attention!

Welcome to Ukraine and to UABio!

Georgiy Geletukha

tel./fax: +380 44 332 9140

E-mail: geletukha@uabio.org

www.uabio.org

We are greening the energy!